



Peron Homestead Circuit

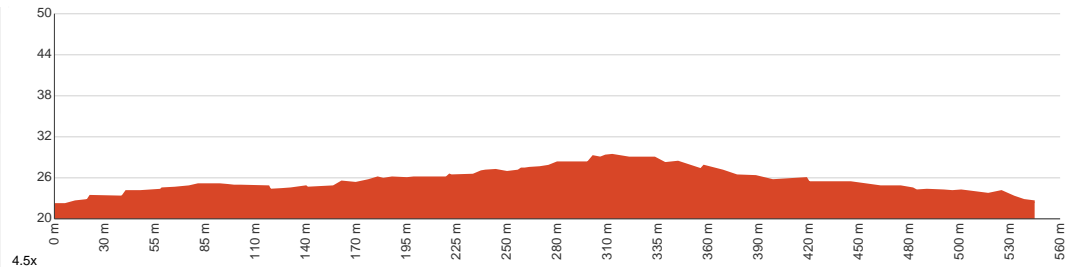
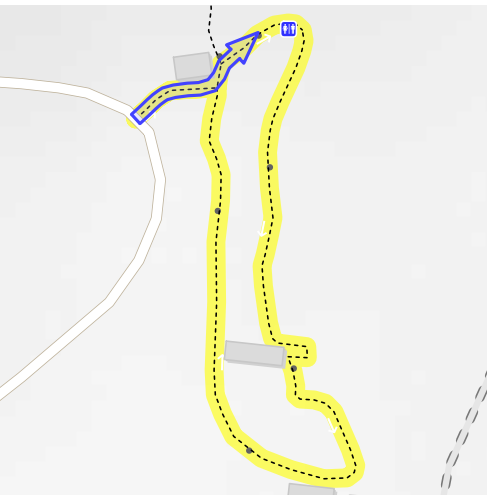
8 min to 10 min
8 min to 10 min

550 m
Circuit

↑ 8 m
↓ 8 m

1
Smooth & flat

Starting From the car park at the northeastern end of Peron Road, Francois Peron National Park, this walk takes you on a stroll alongside the old station buildings. The walk is historically important and gives information about how life was before and how local people used to live in the area. There is also a bathtub that visitors can get into. It is made of an artesian bore that once watered thirsty stock. Let us begin by acknowledging the Traditional Custodians of the land on which we travel today, and pay our respects to their Elders past and present.



Class 1 of 6
Smooth and hardened path

Quality of track	Smooth and hardened path (1/6)
Gradient	Flat, no steps (1/6)
Signage	Clearly signposted (1/6)
Infrastructure	Generally useful facilities (such as fenced cliffs and seats) (1/6)
Experience Required	No experience required (1/6)
Weather	Weather generally has little impact on safety (1/6)

Getting to the start: From North West Coastal Highway, 1, Hamelin Pool.

- Turn on to Denham Hamelin Road then drive for 128.2 km
- Turn right onto Monkey Mia Road and drive for another 4.1 km
- Turn left onto Peron Homestead Road and drive for another 6.1 km

Before you start any journey ensure you;

- Tell someone you trust where you are going and what to do if you are late returning
- Have adequate equipment, supplies, skills & knowledge to undertake this journey safely
- Consider weather forecasts, park/track closures & fire dangers
- Can respond to emergencies & call for help at any point
- Are healthy and fit enough for this journey

If not, change plans and stay safe. It is okay to delay and ask people for help.

Share
[Bushwalk.com](https://bushwalk.com/j/DPNKA6)
[/j/DPNKA6](https://bushwalk.com/j/DPNKA6)



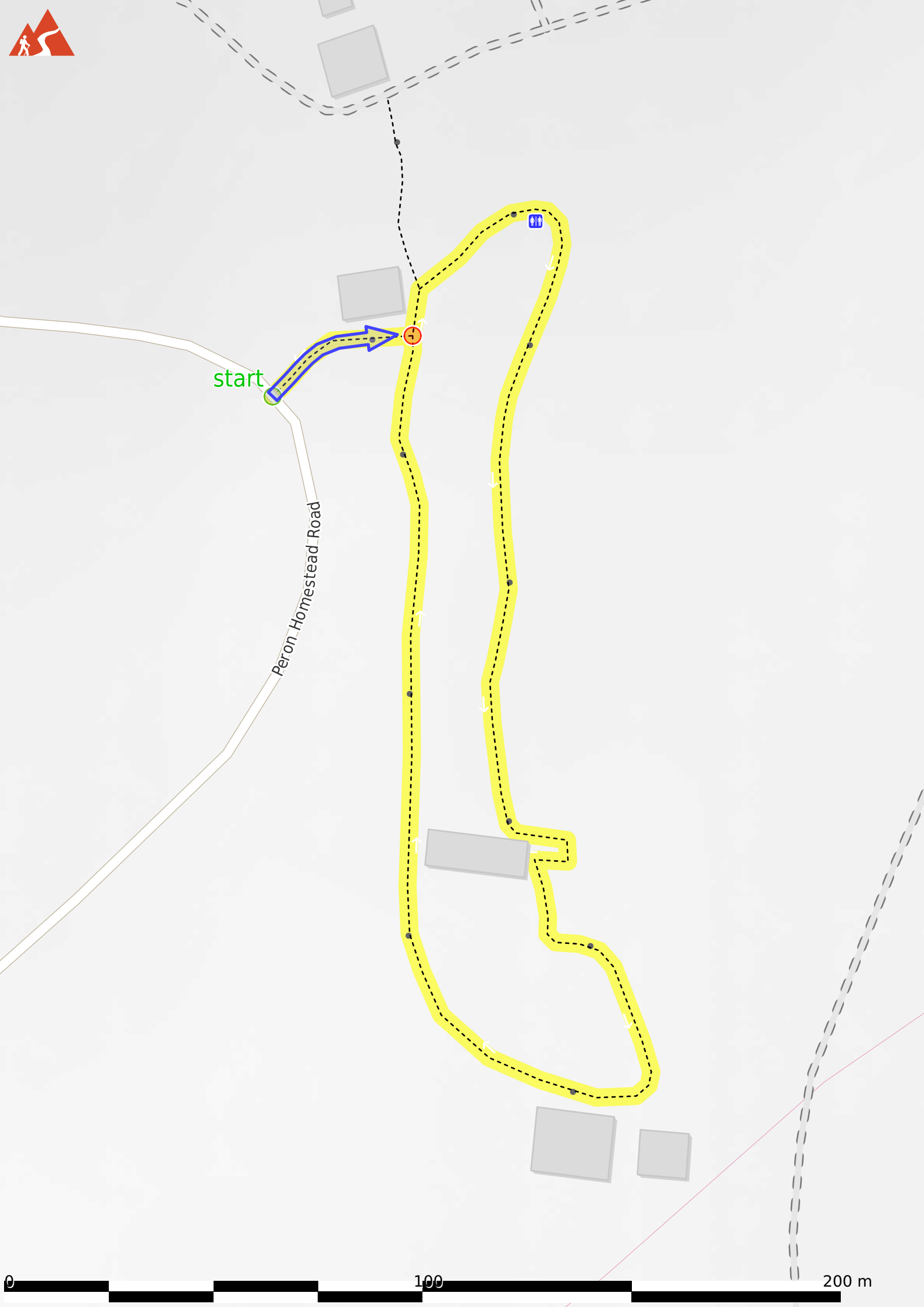


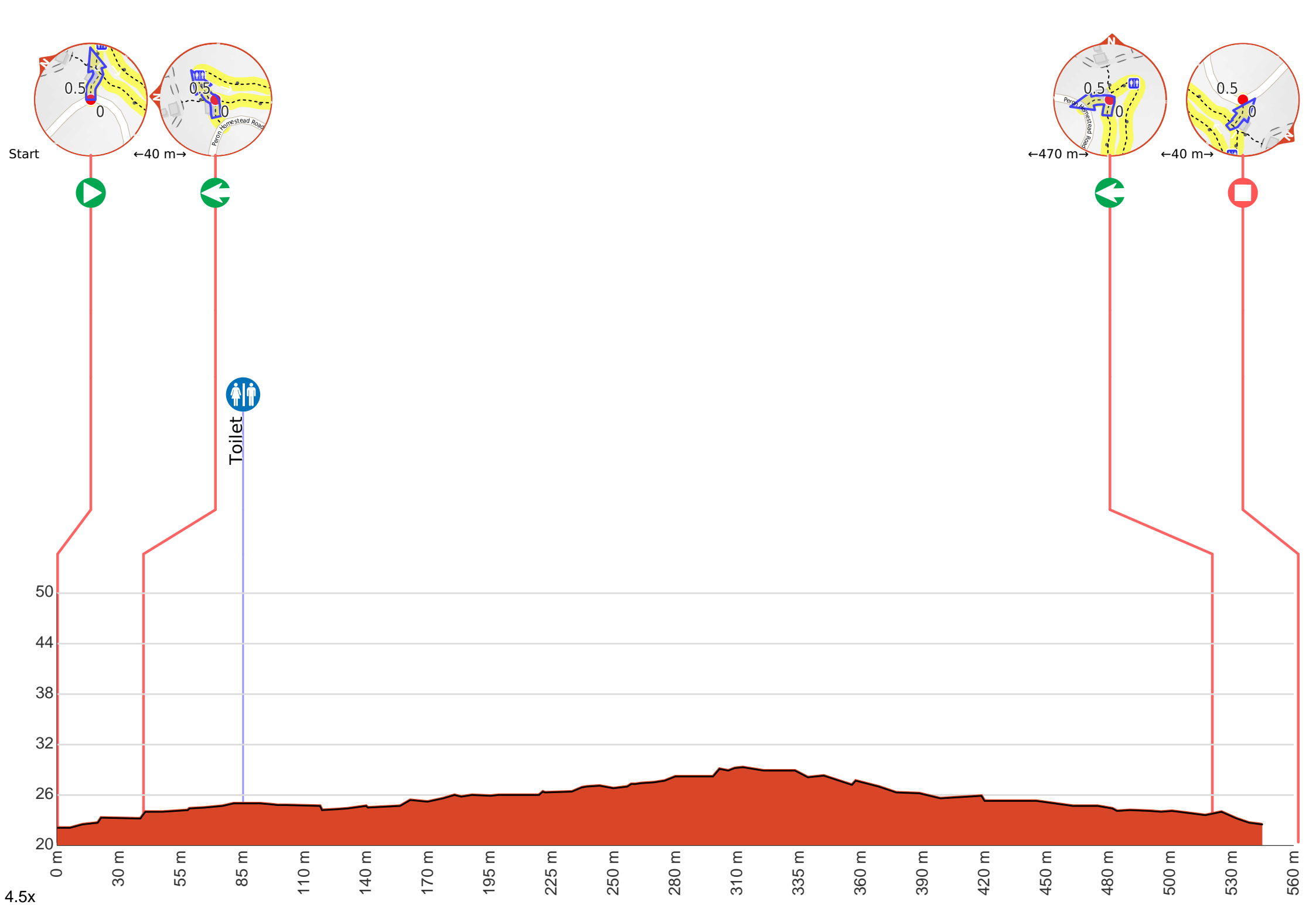
start

Peron Homestead Road

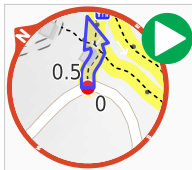
100

200 m

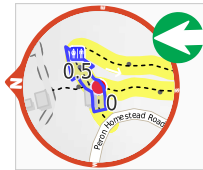




Getting started: From the car park at the northeastern end of Peron Road, head towards the "Welcome to Peron Heritage Precinct" sign along the dirt path. Pass through the bollard and head along the paved track as you pass by the said sign (to your right). Head through the gate next to the building titled "Perspectives of Peron" (you can go through this building as well), then veer left and follow the reddish paved track to continue along Peron Homestead Circuit (clockwise).



Start.



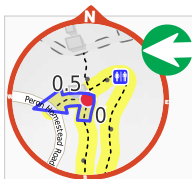
After another 40 m **turn left**.



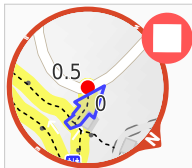
After another 10 m **veer right**.



After another 35 m pass the toilet (on your right).



After another 430 m **turn left**.



After another 40 m come to the end.