



The Glow Worm Tunnel Walk


(Wiradjuri Country)

 1 h 15 min to 2 h

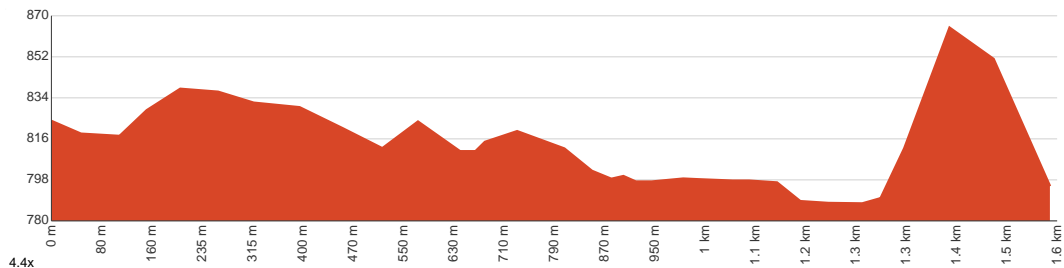
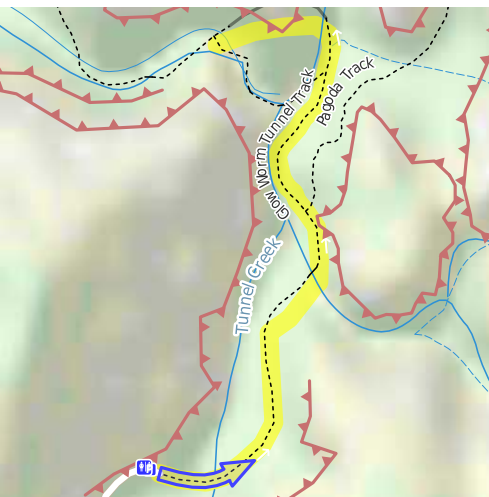

3.1 km
Return


↑ 270 m
↓ 270 m


Moderate track



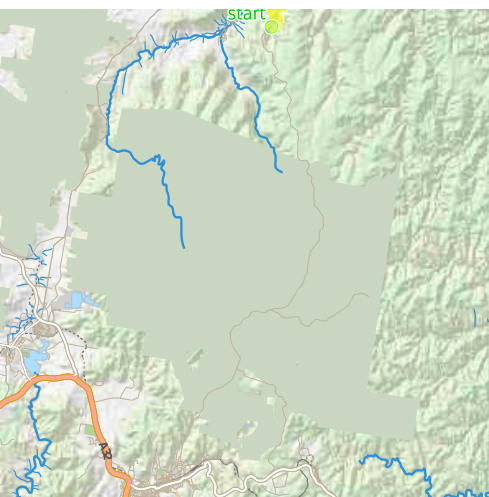
One of the most popular and famous tracks near Lithgow, the Glow Worm Tunnel Walk goes through a spectacular old railway tunnel. With thousands of glow worms along the sides and roof of the tunnel, a fascinating effect of the stars is produced. Remember, that it is necessary to be quiet so as not to disturb the glow worms. A torch is required - the tunnel is pretty long and it gets really dark in the middle. Let us begin by acknowledging the Wiradjuri people, Traditional Custodians of the land on which we travel today, and pay our respects to their Elders past and present.



Class 3 of 6 Formed track, with some branches and other obstacles	
Quality of track	Formed track, with some branches and other obstacles (3/6)
Gradient	Gentle hills with occasional steps (2/6)
Signage	Clearly signposted (1/6)
Infrastructure	Limited facilities, not all cliffs are fenced (3/6)
Experience Required	Some bushwalking experience recommended (3/6)
Weather	Weather generally has little impact on safety (1/6)

Getting to the start: From Mort Street, B59

- Turn on to Bridge Street then drive for 235 m
- Turn right onto Inch Street and drive for another 1.2 km
- Turn left onto Atkinson Street, 1 and drive for another 12.1 km
- Continue onto Glow Worm Tunnel Road, 1 and drive for another 21.7 km



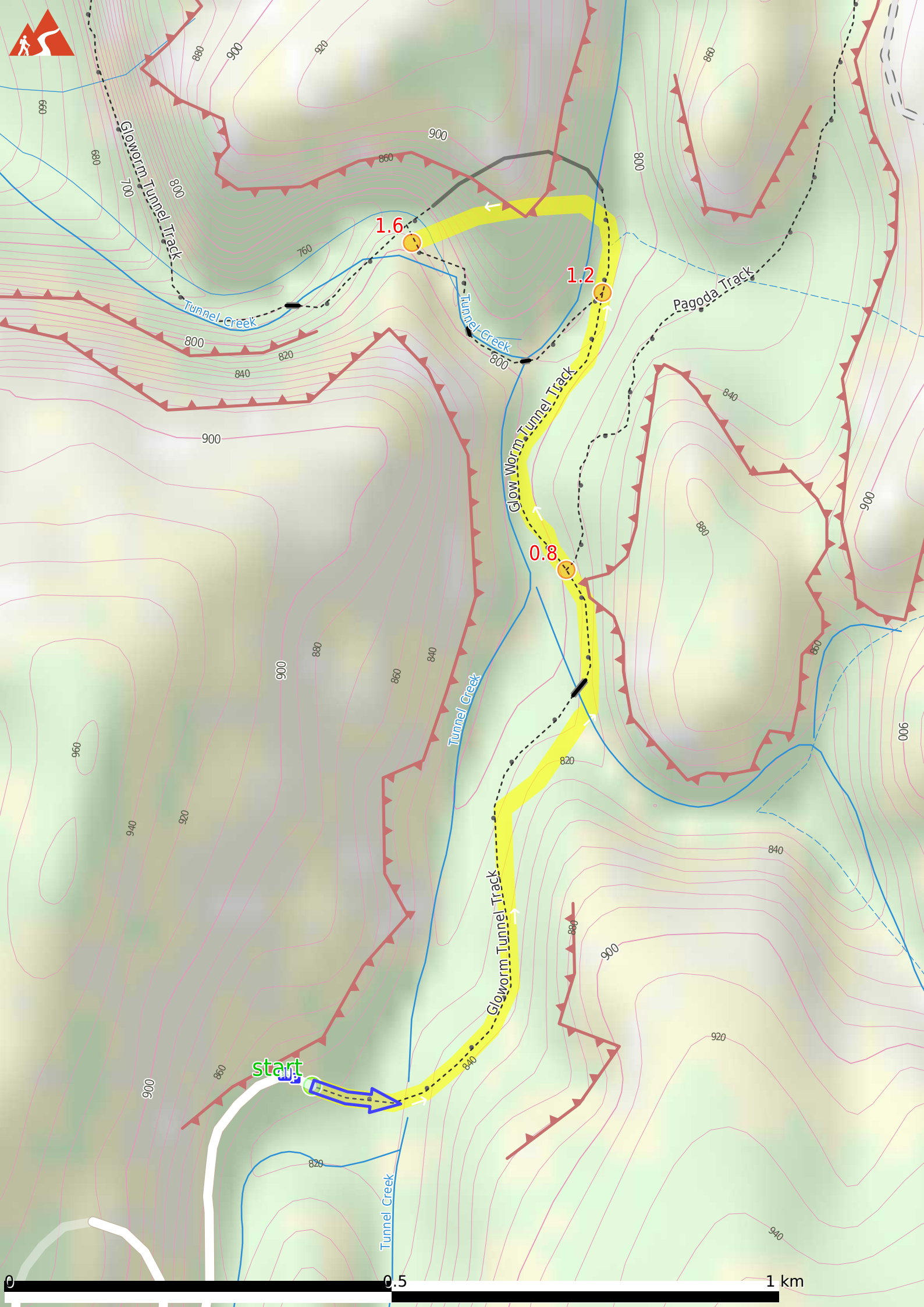
Before you start any journey ensure you;

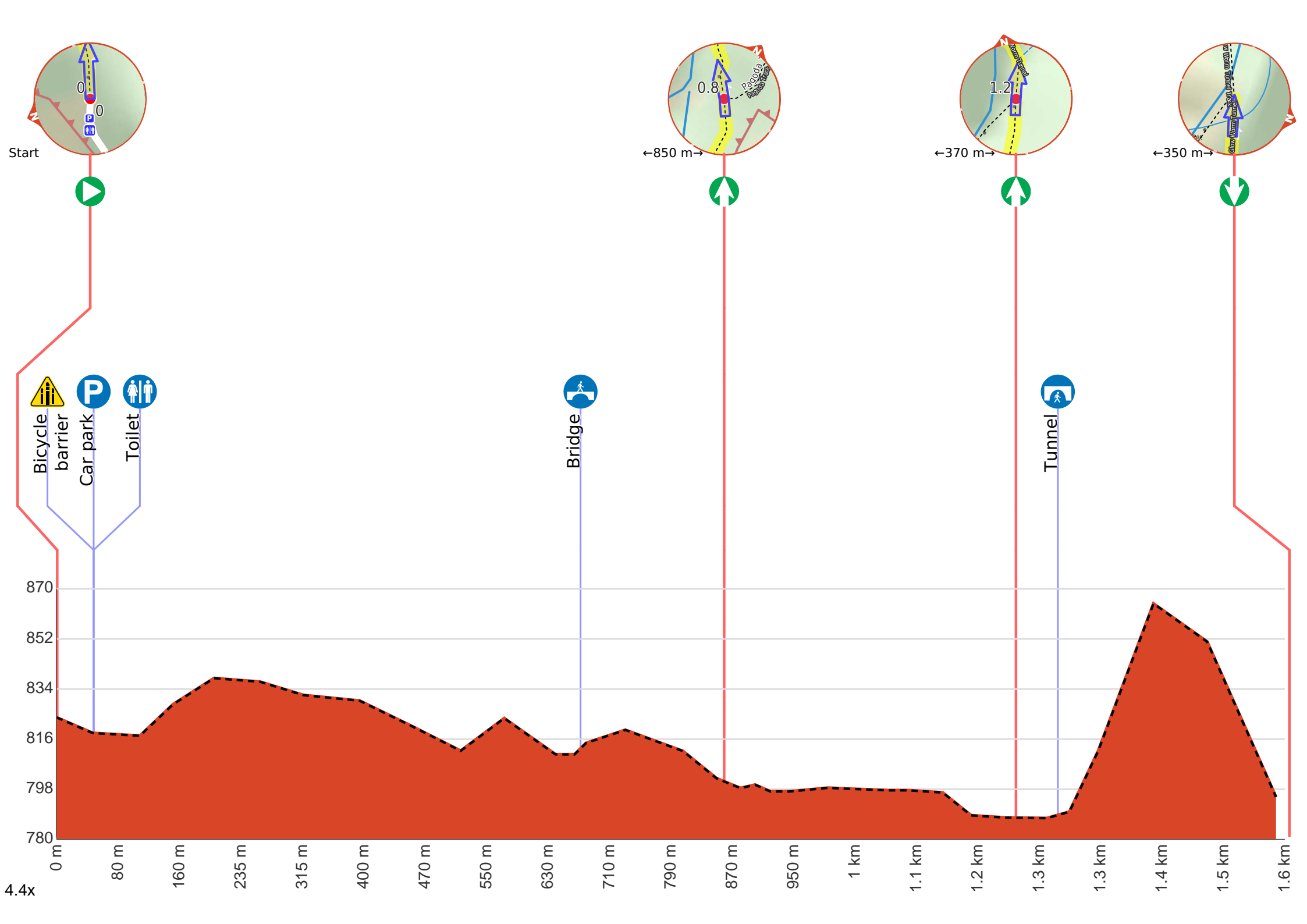
- Tell someone you trust where you are going and what to do if you are late returning
- Have adequate equipment, supplies, skills & knowledge to undertake this journey safely
- Consider weather forecasts, park/track closures & fire dangers
- Can respond to emergencies & call for help at any point
- Are healthy and fit enough for this journey

If not, change plans and stay safe. It is okay to delay and ask people for help.

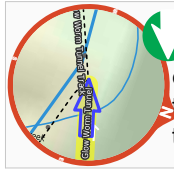
Share
[Bushwalk.com](https://bushwalk.com.au/j/MFOU58)
[/j/MFOU58](https://bushwalk.com.au/j/MFOU58)



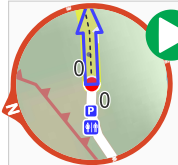




Getting started: From the car park, this walk heads past the metal barriers and along the management trail, following the signs to the 'Glowworm Tunnel'. The trail winds for several hundred metres until descending slightly and crossing a small bridge, continuing up the stairs on the opposite side. Joining up with the management trail, the walk continues for a short period until coming to an intersection with another management trail.



Continue another 295 m to find the end. Then turn around here and retrace the main route for 1.6 km to get back to the start.



Start.



After 45 m head through the bicycle barrier.



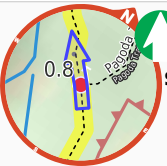
Then pass the "Glow Worm Tunnel Car Park" (30 m on your left).



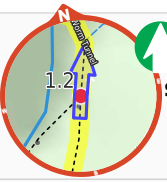
Then pass the toilet (45 m on your left).



After another 620 m cross the bridge (about 15 m long)



After another 170 m **continue straight.**



After another 370 m **continue straight.**



After another 55 m head through the Glowworm Tunnel